



PCCD2M | DATASHEET

Pericentric catadioptric lens for 1" sensors



KEY ADVANTAGES

360° imaging of small objects

Parts down to 7.5 mm in diameter can be imaged

Extra wide lateral viewing angle

Object sides viewing angle approaches 45°

Compactness

The lens can be easily held and integrated in any system

Perfect chromatic correction

For RGB camera applications and color inspection

PCCD series are catadioptric lenses exclusively developed and manufactured by Opto Engineering® to enable the 360° side view of small objects.

SPECIFICATIONS

Optical specifications

Image circle	(mm)	9.6
Min sensor size		1"
Working distance with minimum object size ¹	(mm)	53
Working distance with maximum object size ¹	(mm)	28
Working distance with PCCDLFAT ¹	(mm)	5
wf/N^2		22
Viewing angle	(°)	35

Mechanical specifications

Mount		C
Length ³	(mm)	113.8
Diameter	(mm)	143.0
Mass	(g)	1002

¹ Working distance: distance between the front end of the mechanics and the object.

² The design working f-number (wf/N) is specified. The aperture can be changed using the variable iris

³ Measured from the front end of the mechanics to the camera flange.

FIELD OF VIEW

Field of view (diameter x height)

Minimum	(mm x mm)	7.5 x 5.0
Maximum	(mm x mm)	25.0 x 17.0
Extended with PCCDLFAT	(mm x mm)	35.0 x 25.0

COMPATIBLE PRODUCTS

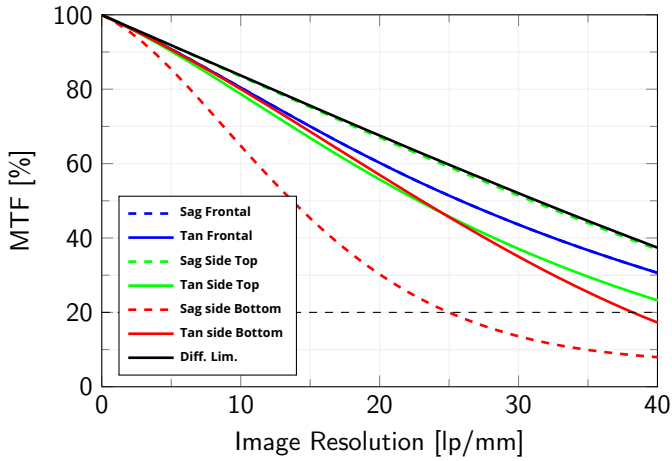
Full list of compatible products available [here](#).



A wide selection of innovative machine vision components.

All product specifications and data are subject to change without notice to improve reliability, functionality, design or other. Photos and pictures are for illustration purposes only. Data are reported by design, actual lens performance may vary due to manufacturing tolerances.

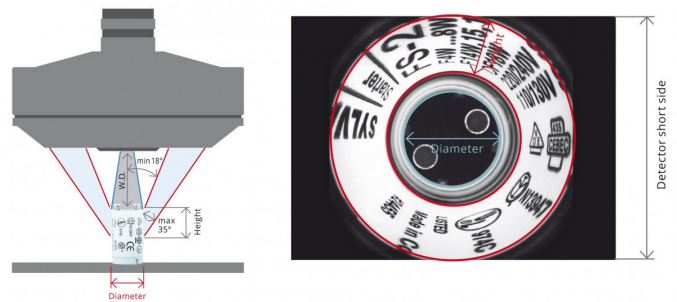
Image Resolution



Modulation Transfer Function (MTF) vs. Image Resolution, wavelength range 486 nm - 656 nm at $wf/22$ of cylindrical object of diameter 25 mm and height of 17 mm

PCCD IMAGING SETUP

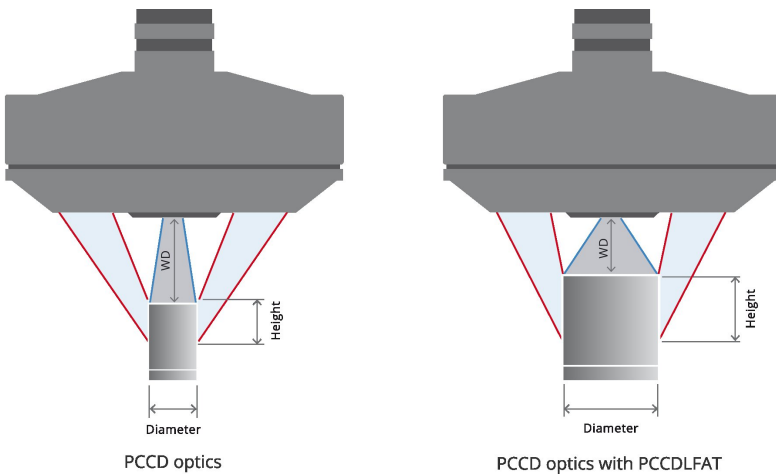
The image of the external walls of the object, captured through the catadioptric system, is inscribed into the short side of the camera detector within a circular crown. On the other hand, the top of the object is directly imaged onto the central part of the detector area: both the lateral and top view of the object are in perfect focus at the same time.



RECOMMENDED ACCESSORIES

Opto Engineering® Suggests the following accessories when using PCCD Lenses:

- **PCCDLFAT**, interchangeable attachment for extra-wide PCCD field of view. By replacing the pre-assembled protective window with the PCCDLFAT attachment, PCCD optics can inspect the TOP and SIDES of objects with even larger diameters (beyond 25 mm).
- **CMHOPCCD**, Clamping mechanics for PCCD 0xx lenses



All product specifications and data are subject to change without notice to improve reliability, functionality, design or other. Photos and pictures are for illustration purposes only. Data are reported by design, actual lens performance may vary due to manufacturing tolerances.