

Modular LED line light, 600mm length, collimated, fan cooling, white



KEY ADVANTAGES

Emitting surface up 2 meters in 200 mm increments.

Flicker free for line scan applications.

3 types of projection lenses

Near field focusing (N), far field focusing (F), collimated (C).

Homogeneous beam for uniform illumination.

Built-in controller

LTLNM series are high power LED line illuminators designed for line scan applications. These lights are flicker-free and meet the needs of demanding applications with reduced exposure times (tens of μ s) ensuring very constant illumination and repeatable acquisition. Their modular design provides size flexibility without any compromise in terms of light uniformity.

SPECIFICATIONS

Lighting specifications

Modules		3
Illumination area length	(mm)	600
Illumination area height	(mm)	20
Focusing		collimated
Optimal working distance	(mm)	10-200
Number of LEDs		144
Light color, peak wavelength		white, 6200 K
Spectral FWHM	(nm)	-
Illuminance ¹	(klux)	n.a.
Diffuser		no

Electrical specifications

Supply voltage ²	(V)	24
Current	(A)	9
Power consumption	(W)	216
Estimated MTBF ³	(hours)	> 20000
Power connector		WEIPU SP2110/P2
Power Cables		CBLT008 included
I/O connector		M12, 5 pins
I/O cables		CBLT009 included

¹ Measured at minimum working distance

² \pm 2%

³ Drop to 50% intensity @ 25°C

Mechanical specifications

Length	(mm)	650.0
Width	(mm)	75.0
Height	(mm)	128.0
Mass	(g)	6000
Clamping system		4x M10 threaded holes
Cooling method		fan

Environment


Operating temperature	(°C)	0-40
Storage temperature	(°C)	0-50
Operating relative humidity	(%)	20-85, non condensing
Installation		Indoor use only

Eye safety

Risk group (CEI EN 62471:2010)		Risk group 2
--------------------------------	--	--------------

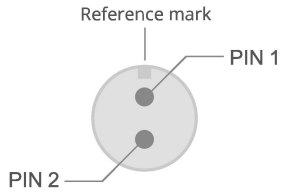
COMPATIBLE PRODUCTS

Full list of compatible products available [here](#).



A wide selection of innovative machine vision components.

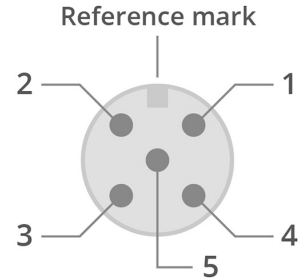
POWER CONNECTOR PINOUT



Illuminator side. Front view

Pin	Description	Cable Color
1	Positive power supply (24V)	Brown
2	Negative power supply (GND)	Blue

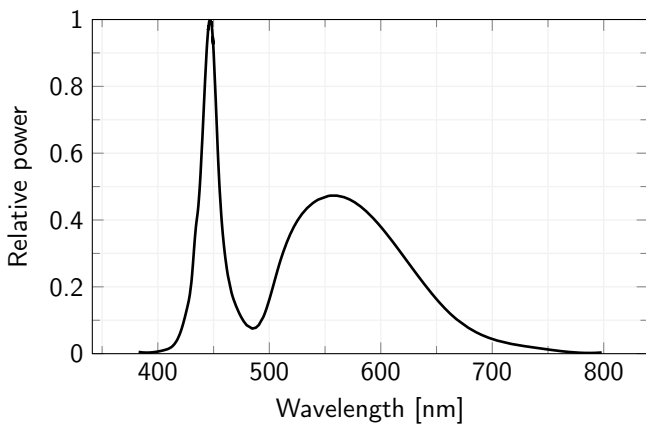
I/O CONNECTOR PINOUT



Illuminator side. Front view

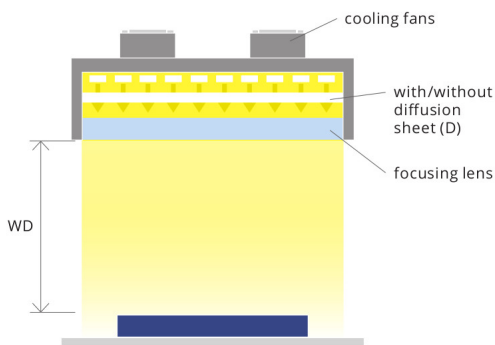
Pin	Function	Description	Cable Color
1	Enable	Connect to a +24Vdc to turn the light ON	Brown
2	Fault	Internally pulled-up to +24Vdc	White
3	Signal GND	Internally connected to power GND	Blue
4	10V output	10V reference signal for dimming	Black
5	Dimming control	Voltage signal for dimming control	Green

LED color spectrum

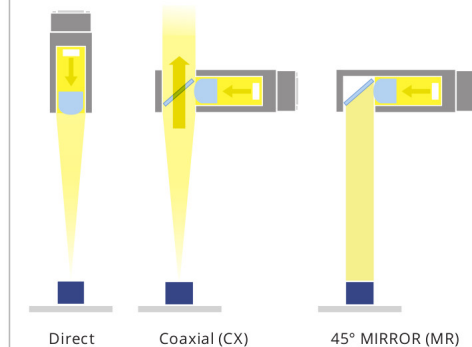


ADDITIONAL INFO

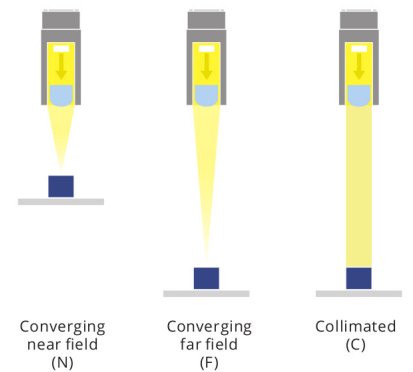
Lighting structure



Type



Projection lenses and focusing distances



All product specifications and data are subject to change without notice to improve reliability, functionality, design or other. Photos and pictures are for illustration purposes only. Data are reported by design, actual lens performance may vary due to manufacturing tolerances.