



LTLNE-300-MR-F-PC-W | DATASHEET

LED line light, 45° mirror, 300 mm length, far focusing, passive cooling, white, 6200 K



KEY ADVANTAGES

High density LEDs.

3 types of projection lenses

Near field focusing (N), far field focusing (F), collimated (C).

3 opto-mechanical configurations

Lens only, coaxial illumination (CX) or with 45° mirror (MR).

2 cooling methods and power intensities

Passive or active with fans.

Optional diffusive sheet (D) for illumination uniformity

Hot spots reduction when inspecting highly reflective surfaces.

LTLNE series are high power LED line illuminators designed for line scan applications. LTLNE series are available in three opto-mechanical versions: basic configuration with condensing lens, as coaxial line lights (CX) or integrating a 45° mirror (MR).



SPECIFICATIONS

Lighting specifications

Illumination area length	(mm)	300
Illumination area height	(mm)	20
Type		45° mirror
Focusing		far
Optimal working distance	(mm)	100-200
Number of LEDs		42
Light color, peak wavelength		white, 6200 K
Spectral FWHM	(nm)	-
Illuminance ¹	(klux)	n.a.
Diffuser		no

Electrical specifications

Supply voltage ²	(V)	24
Current ³	(mA)	2000
Power consumption	(W)	50
Estimated MTBF ⁴	(hours)	> 20000
Connector		WEIPU SP1710/P9
Included cable		CBLT007 included

¹ Measured at minimum working distance

² ±2%

³ With constant driving voltage

⁴ Drop tp 50% intensity @ 25°C

Mechanical specifications

Length	(mm)	340.0
Width	(mm)	142.0
Height	(mm)	40.0
Mass	(g)	2600
Clamping system		8x M4 threaded holes
Cooling method		passive

Environment

Operating temperature	(°C)	0-40
Storage temperature	(°C)	-20-+60
Operating relative humidity	(%)	20-85, non condensing
Installation		Indoor use only

Eye safety

Risk group (CEI EN 62471:2010)		Risk group 2
--------------------------------	--	--------------

COMPATIBLE PRODUCTS

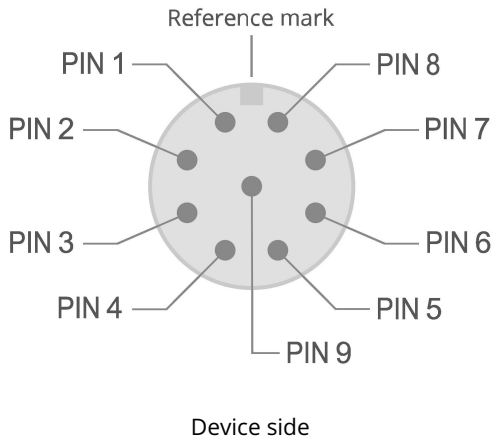
Full list of compatible products available [here](#).



A wide selection of innovative machine vision components.

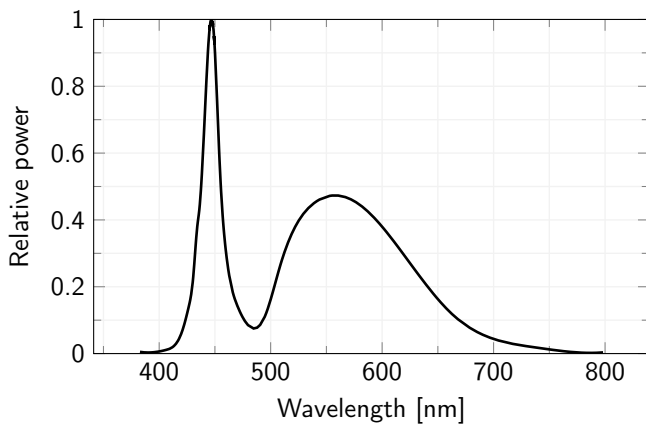
All product specifications and data are subject to change without notice to improve reliability, functionality, design or other. Photos and pictures are for illustration purposes only. Data are reported by design, actual lens performance may vary due to manufacturing tolerances.

CONNECTOR PINOUT

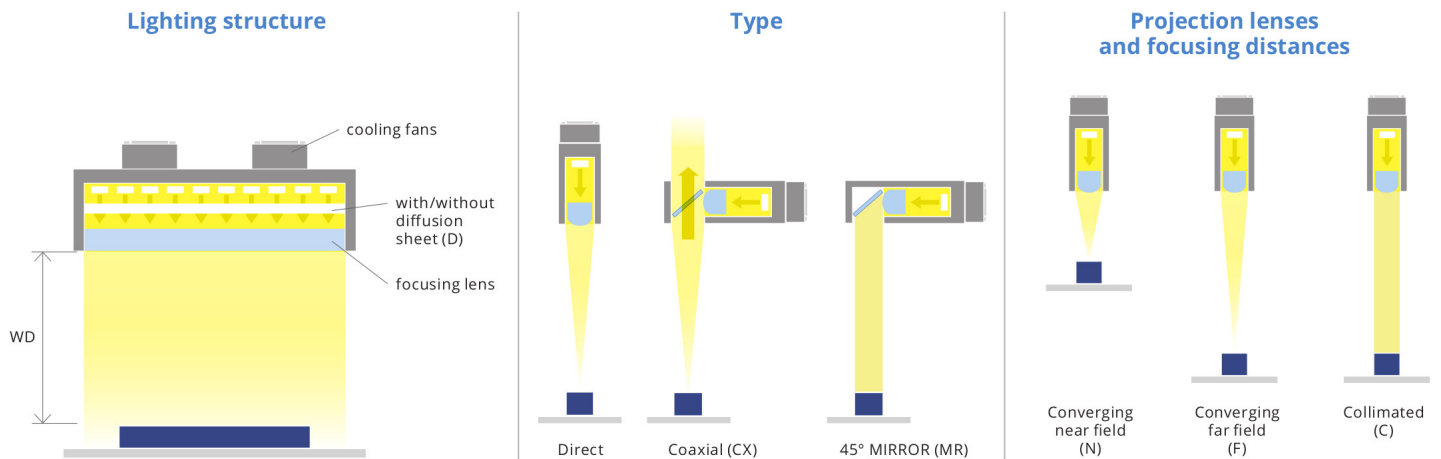


Pin	Function	Description	Cable color
1	LED+	Light supply: positive terminal	White
2	LED+	Light supply: positive terminal	Brown
3	LED-	Light supply: negative terminal	Green
4	LED-	Light supply: negative terminal	Yellow
5	NTC+	Thermal sensor input: positive terminal	Grey
6	NTC-	Thermal sensor input: negative terminal	Pink
7	FAN-	Fan supply: negative terminal	Blue
8	FAN+	Fan supply: positive terminal	Red
9		Not used	

LED color spectrum



ADDITIONAL INFO



All product specifications and data are subject to change without notice to improve reliability, functionality, design or other. Photos and pictures are for illustration purposes only. Data are reported by design, actual lens performance may vary due to manufacturing tolerances.