

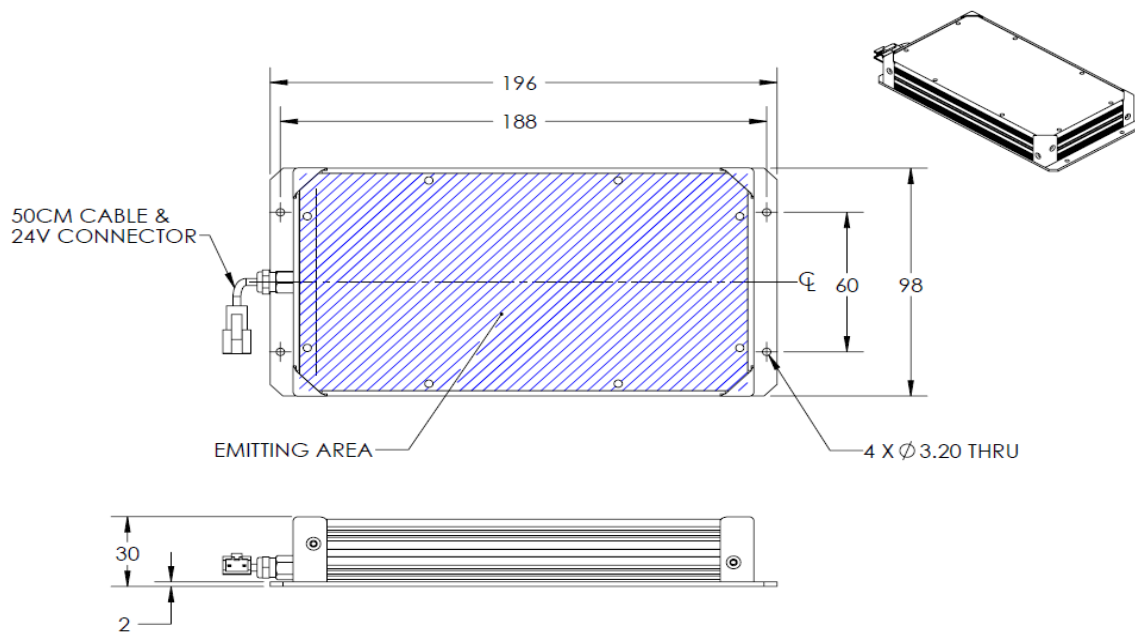


OPTO ENGINEERING

ILLUMINATOR DATA

LT3PVZL80X160-00-X-B-24V

Lighting Dimension



Mechanical Information

Casing Material	Aluminium
Storage Temperature Range	0 - 45°C
Storage Humidity Range	20 - 85%
Weight	163g
Length / Outer Diameter	196mm
Width / Inner Diameter	98mm
Thickness / Height	30mm



OPTO ENGINEERING

ILLUMINATOR DATA

LT3PVZL80X160-00-X-B-24V

Lighting Information																					
Part Number	LT3PVZL80X160-00-X-B-24V																				
LED Color	BLUE																				
Wavelength	470																				
Working Distance	10 20 30																				
Intensity (±15%)	*FOR FURTHER INFORMATION PLEASE CONTACT US																				
Illumination (number of row)	X																				
Illumination Active Area	Active Length / Outer Dia. 160																				
	Active Width / Inner Dia. 80																				
Emission angle	0																				
Eye Safety Class (IEC62471)	II																				
Chromaticity Table For White colour only	<table border="1"> <tbody> <tr> <td>X</td> <td>0.296</td> <td>0.287</td> <td>0.307</td> <td>0.311</td> <td>X</td> <td>0.311</td> <td>0.307</td> <td>0.33</td> <td>0.33</td> </tr> <tr> <td>Y</td> <td>0.276</td> <td>0.295</td> <td>0.315</td> <td>0.294</td> <td>Y</td> <td>0.294</td> <td>0.315</td> <td>0.339</td> <td>0.318</td> </tr> </tbody> </table>	X	0.296	0.287	0.307	0.311	X	0.311	0.307	0.33	0.33	Y	0.276	0.295	0.315	0.294	Y	0.294	0.315	0.339	0.318
X	0.296	0.287	0.307	0.311	X	0.311	0.307	0.33	0.33												
Y	0.276	0.295	0.315	0.294	Y	0.294	0.315	0.339	0.318												

Electrical Information	
Rated Constant Voltage	24V±2%
Rated Constant Current	360mA
Power Consumption	8.64W
Casing temperature, After 60 minutes operation	58.6



Strobe Mode Specification	
*Normal Strobe Voltage	24 V
*Normal Strobe Current	360mA
Overdrive Voltage Range	Min: 36V Max: 48V
Overdrive Current Range	Min: 910mA Max: 1190mA
Recommended Overdrive Voltage	36V
**Max. Trigger Pulse Duration	10 msec
**Max. Duty Cycle	10%

*Normal strobe means the lighting is operated using the rated power. Overdrive means the power supplied to the lighting exceeded the rated power.

**Overdrive condition must not exceed the max. trigger pulse duration and max. duty cycle.

ILLUMINATOR DATA

LT3PVZL80X160-00-X-B-24V

Connection Information			
Connector Type (Default)	JST SMR-03V		
Cable Length	50 cm		
Pin Configuration 	Pin	Signal	Cable Colour
	1	LED +	Red
	2	N.C	-
	3	LED -	White
			

Additional Information	
Additional Cooling Method	Attached to machine part for better heat dissipation
Intensity Controller Selection	SD, ST, ANG, LC, SDA, SDP series
CE Conformity	YES
RoHS Compliance	YES

Application	
Illumination Type	Backlight Illumination
Application Use	Lead frame inspection, shape recognition, size measurement



OPTO ENGINEERING

ILLUMINATOR DATA

LT3PVZL80X160-00-X-B-24V

Lighting Pattern				
Working Distance	For further details please contact us.			
Display and Image				
Data Results	Horizontal	Meas.(mm)	Vertical	Meas.(mm)
	90%		90%	
	80%		80%	
	70%		70%	
	60%		60%	
	50%		50%	
	40%		40%	
	30%		30%	
	20%		20%	
	10%		10%	