

## High uniformity continuous LED backlight, 96 x 216 mm illumination area, blue, with collimation film in both directions



### KEY ADVANTAGES

#### Excellent uniformity

#### Test report with measured uniformity

#### Ultra high-power light output and strobe mode operation

For inspection and measurement of fast moving objects and an extended LED lifetime

#### Suitable for frequent cleaning

Thanks to the optical grade and scratch resistant protective cover

#### Wide selection and modular design

Size options range from 48 x 36 to 288 x 216 mm available in red, white, green, blue and infrared

#### Compact design with reduced thickness (26 mm)

#### Special continuous alignment mode

#### Optional integrated collimation film

The **LT2BC series** offers high power LED backlights designed to provide exceptional illumination performances and excellent uniformity.

### SPECIFICATIONS

#### Lighting specifications

Modules		2x6
Illumination area width	(mm)	96
Illumination area height	(mm)	216
Number of LEDs		576
Light color, peak wavelength		blue, 470 nm
Spectral FWHM	(nm)	25
Illuminance <sup>1</sup>	(klux)	5
Irradiance <sup>1</sup>	(W/m <sup>2</sup> )	-
Diffuser		yes
Collimation film		yes

#### Electrical specifications

Supply voltage	(V)	24
Current <sup>2</sup>	(mA)	1070
Power consumption <sup>2</sup>	(W)	25.7
Typical pulse voltage	(V)	35.1
Max pulse current <sup>3</sup>	(mA)	2250
Peak power consumption	(W)	79.0
Max duty cycle	(%)	1
Max pulse duration	(ms)	1.5
Connector		M8
Included cable		CBLT003

#### Mechanical specifications

Length	(mm)	108.0
Width	(mm)	236.0
Height	(mm)	26.0
Mass	(g)	1463
Clamping system		4x M6 threaded holes

#### Environment

Operating temperature	(°C)	0-40
Storage temperature	(°C)	0-50
Operating relative humidity	(%)	20-85 non condensing
IP rating		IP40
Installation		Indoor use only

#### Eye safety

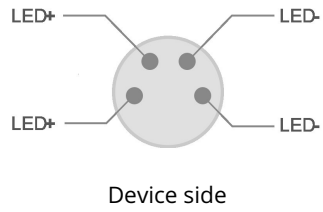
Risk group (CEI EN 62471:2010)	Exempt
--------------------------------	--------

<sup>1</sup> Minimum value, at max driving current, on emitting surface. Where n.a. is reported data is available upon request.

<sup>2</sup> Tolerance ±10%

<sup>3</sup> At 25°C. At max pulse width (1 ms), max pulse frequency = 15 Hz.

### CONNECTOR PINOUT



Function	Cable color
LED +	Brown
LED +	White
LED -	Blue
LED -	Black

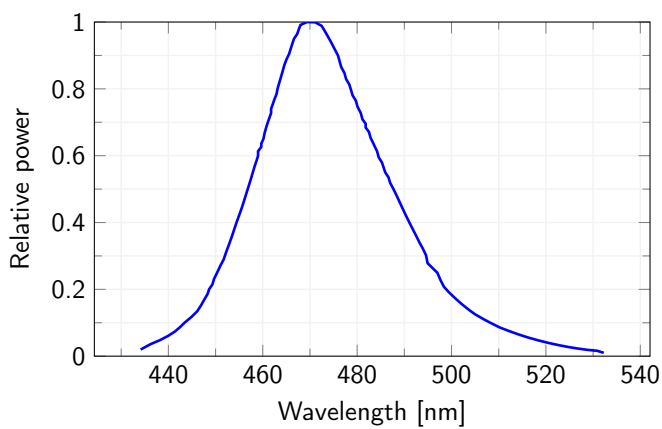
### COMPATIBLE PRODUCTS

Full list of compatible products available [here](#).

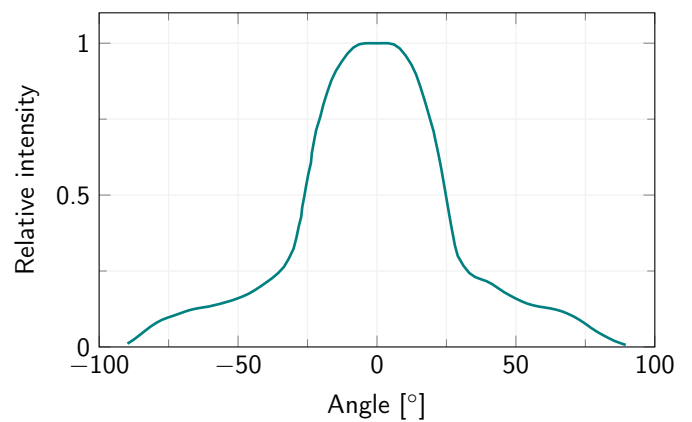


A wide selection of innovative machine vision components.

**LED color spectrum**



**Emission angle**



All product specifications and data are subject to change without notice to improve reliability, functionality, design or other. Photos and pictures are for illustration purposes only. Data are reported by design, actual lens performance may vary due to manufacturing tolerances.